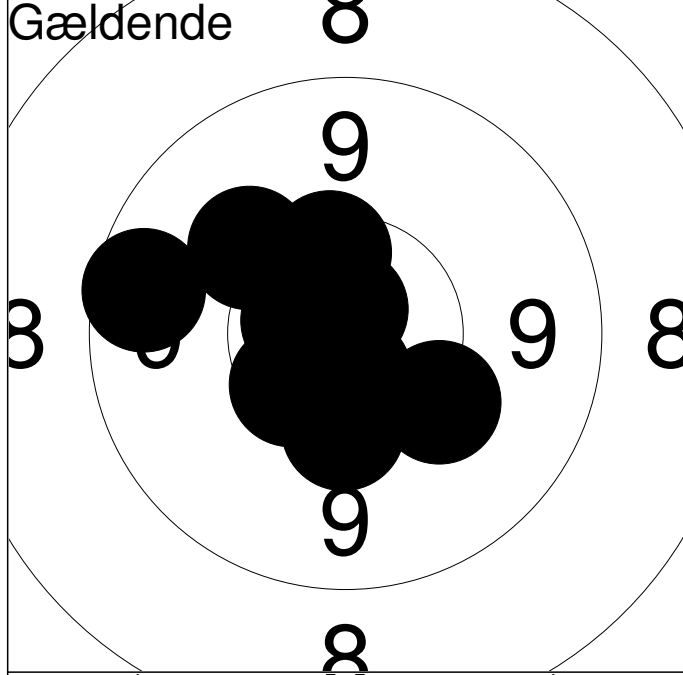
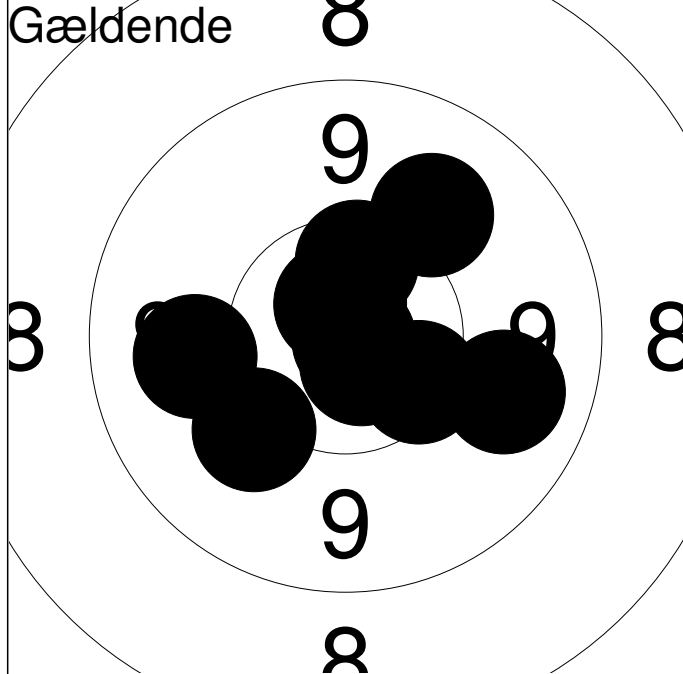


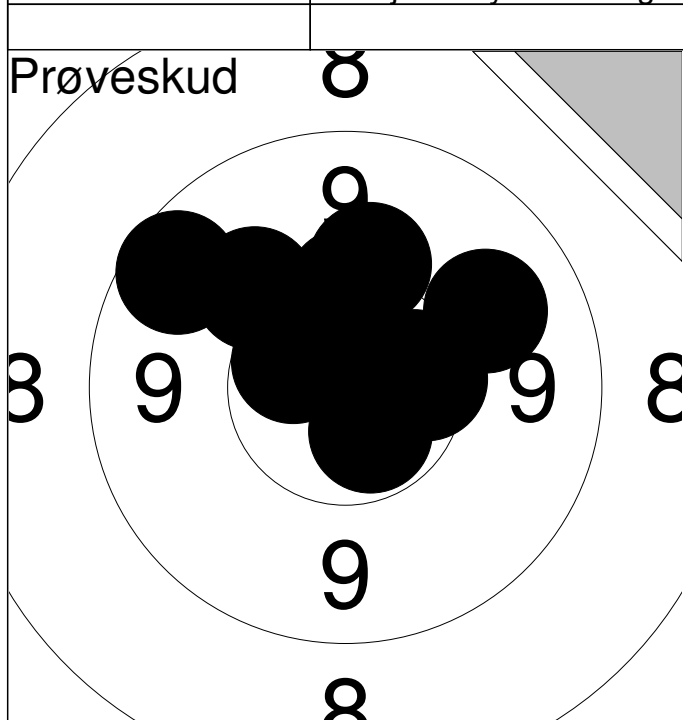
1:	8.9	↓
2:	10.3	↓
3:	*10.7	↓
4:	10.2	↑
5:	*10.5	↑
6:	*10.5	↗
<b>Serie</b>		<b>58.0</b>
<b>Total</b>		<b>0.0</b>



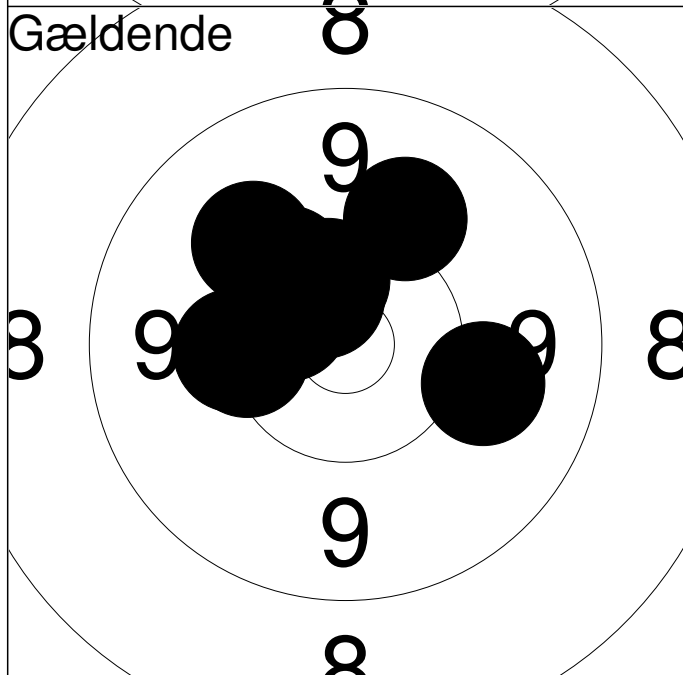
1:	10.4	↑
2:	10.1	↗
3:	10.2	↓
4:	*10.8	↑
5:	*10.7	↓
6:	*10.6	↑
7:	10.3	↓
8:	*10.8	↙
9:	9.5	←
10:	*10.4	↙
<b>Serie</b>		<b>99.0</b>
<b>Total</b>		<b>99.0</b>



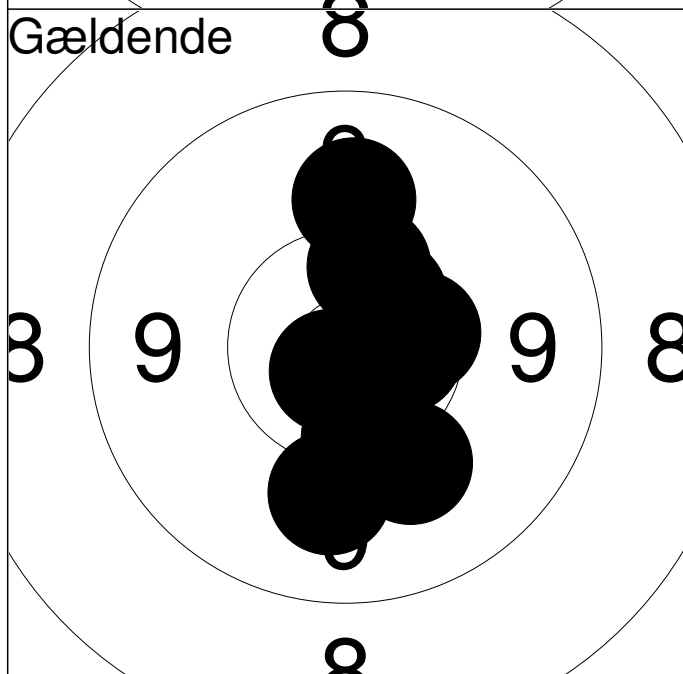
11:	*10.4	↑
12:	*10.7	↓
13:	*10.9	→
14:	9.9	←
15:	9.8	→
16:	*10.7	↑
17:	10.1	↙
18:	*10.7	↑
19:	10.4	↓
20:	10.0	↗
<b>Serie</b>		<b>98.0</b>
<b>Total</b>		<b>197.0</b>



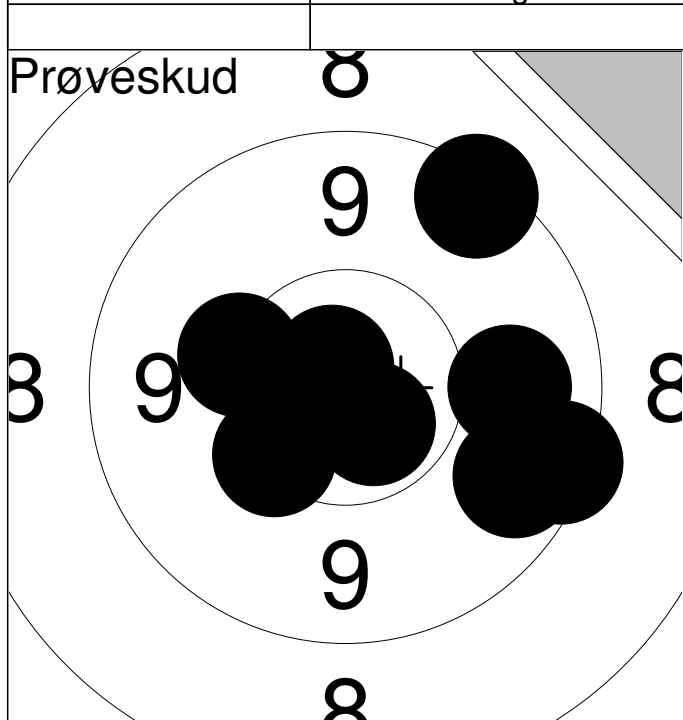
1:	10.4	→
2:	9.9	↗
3:	9.6	↗
4:	10.1	↗
5:	10.0	↗
6:	*10.5	↗
7:	10.3	↗
8:	*10.5	→
9:	*10.6	↘
10:	*10.6	↗
Serie		98.0
Total		0.0



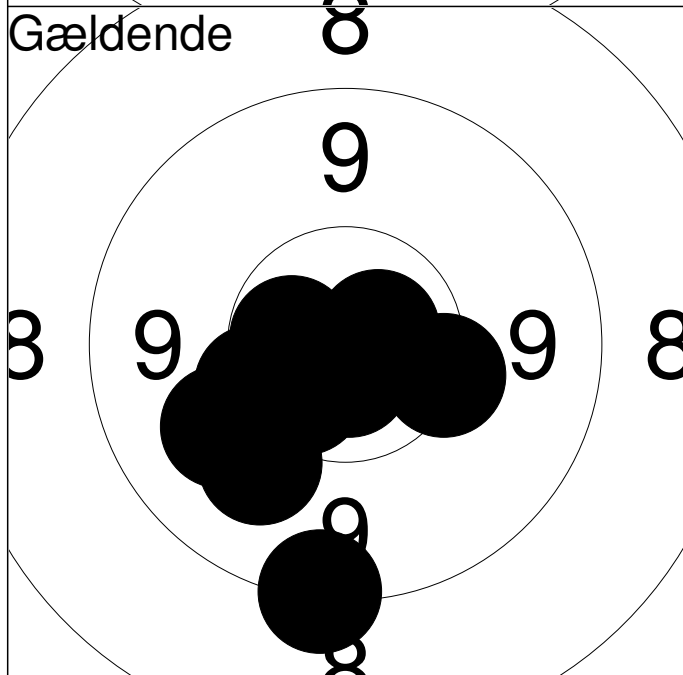
1:	*10.5	↗
2:	10.3	↗
3:	10.0	↘
4:	10.0	↗
5:	*10.5	↗
6:	10.2	←
7:	10.3	←
8:	*10.6	↗
9:	10.4	↗
10:	10.0	↗
Serie		100.0
Total		100.0



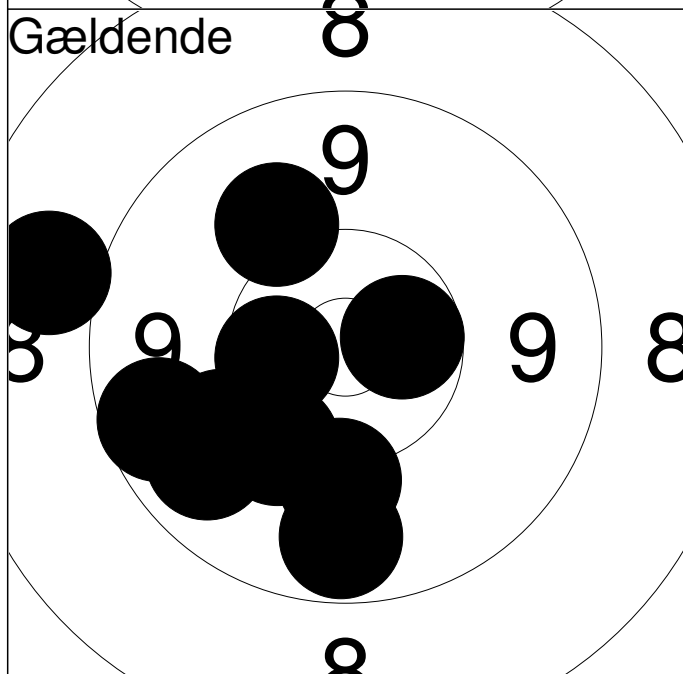
11:	*10.8	↘
12:	10.1	↘
13:	*10.4	→
14:	10.0	↘
15:	*10.6	→
16:	10.3	↘
17:	*10.5	↗
18:	*10.7	→
19:	10.4	↗
20:	10.0	↗
Serie		100.0
Total		200.0



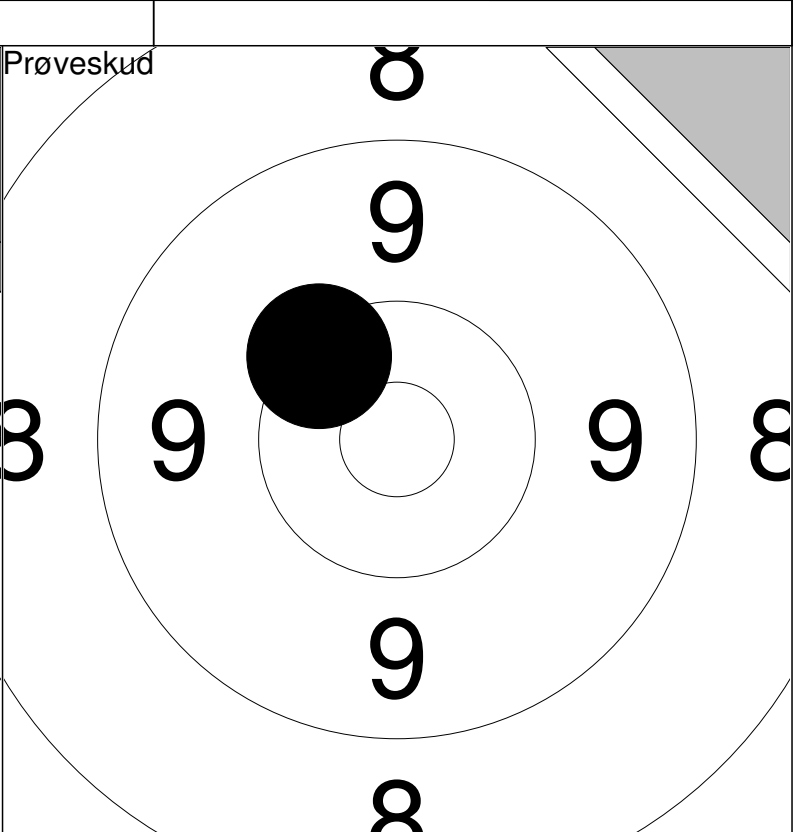
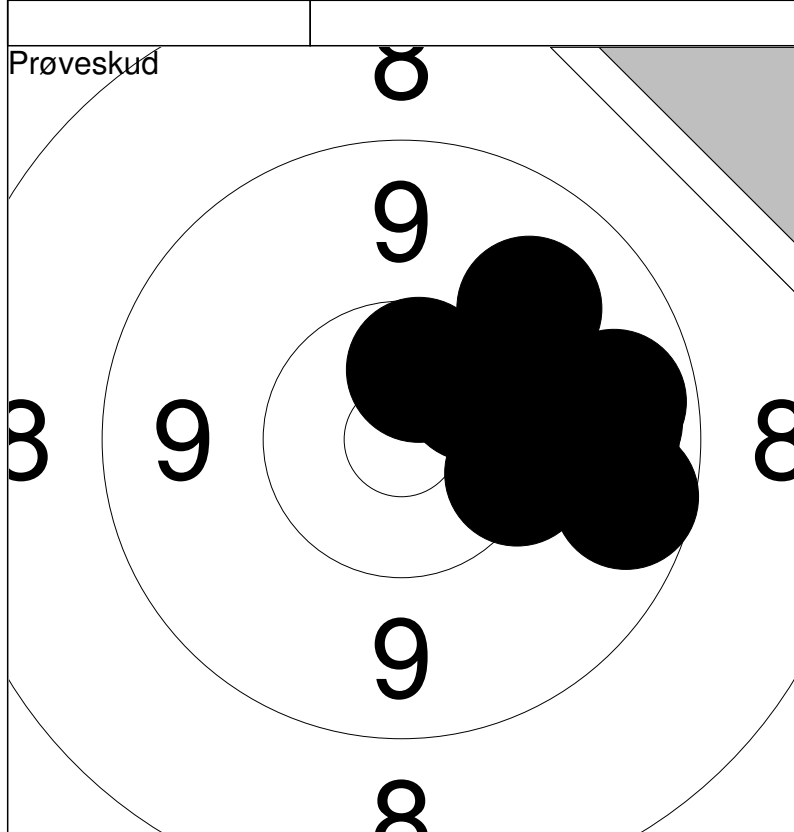
1:	9.8	→
2:	10.3	↙
3:	*10.6	↘
4:	10.2	↗
5:	9.3	↗
6:	9.4	→
7:	9.6	↘
8:	*10.8	↗
Serie		76.0
Total		0.0



1:	9.2	↓
2:	*10.6	←
3:	*10.9	↘
4:	*10.7	↘
5:	10.0	↙
6:	10.3	↙
7:	*10.7	→
8:	*10.5	↙
9:	10.3	→
10:	10.0	↙
Serie		99.0
Total		99.0

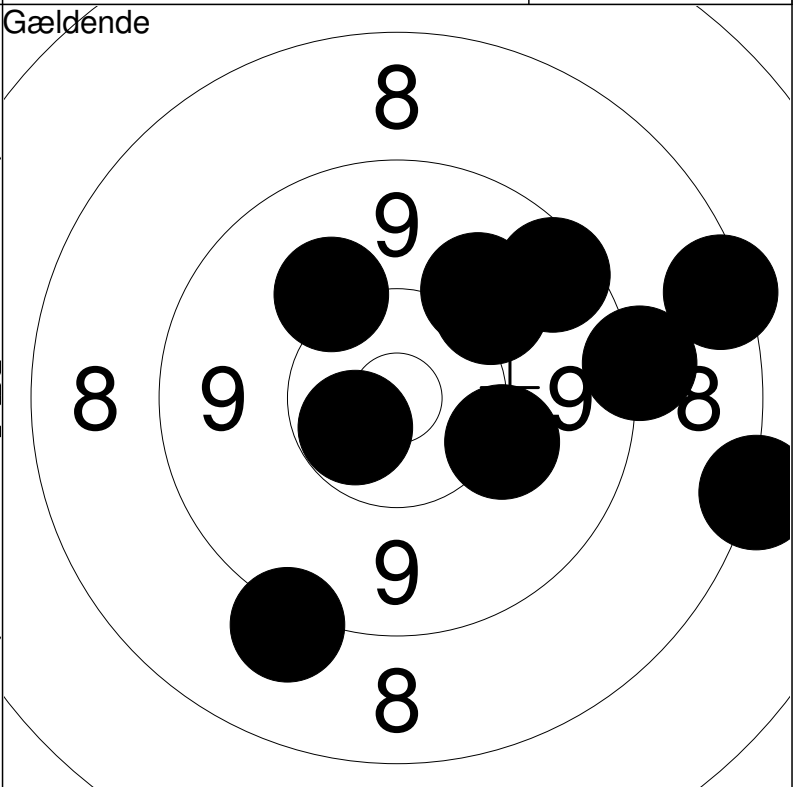
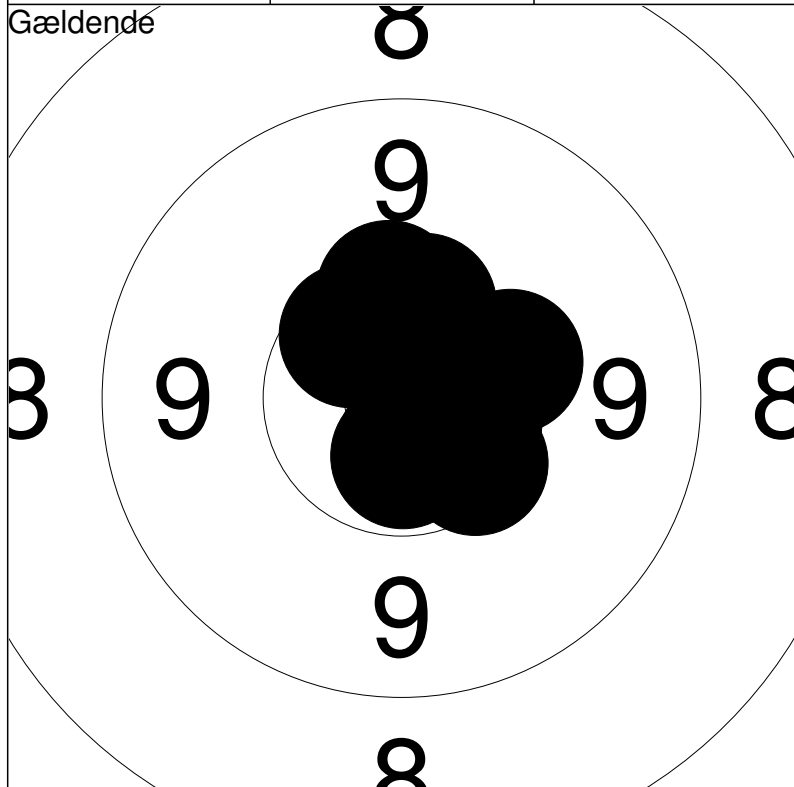


11:	9.7	↙
12:	*10.6	→
13:	10.0	↗
14:	8.8	↖
15:	10.1	↓
16:	9.6	↙
17:	10.2	↙
18:	*10.5	←
19:	10.0	↙
20:	9.7	↓
Serie		95.0
Total		194.0



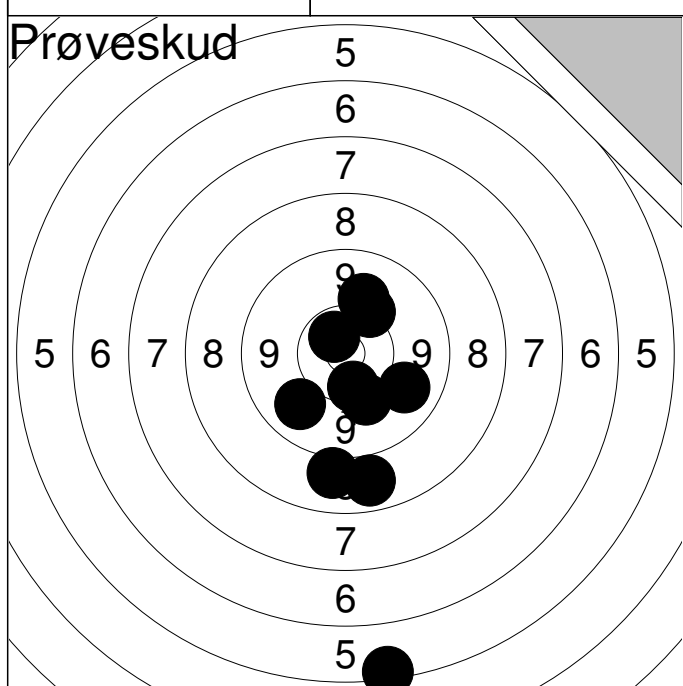
1: 9.9 ↗	6: 9.7 →	Serie	94.0
2: 10.2 →	7: 9.9 →		
3: *10.5 ↑	8: 9.7 →	Total	0.0
4: 9.6 →	9: 9.8 →		
5: *10.4 ↗	10: 10.3 →		

11: 10.3 ↖	Serie	10.0
	Total	0.0

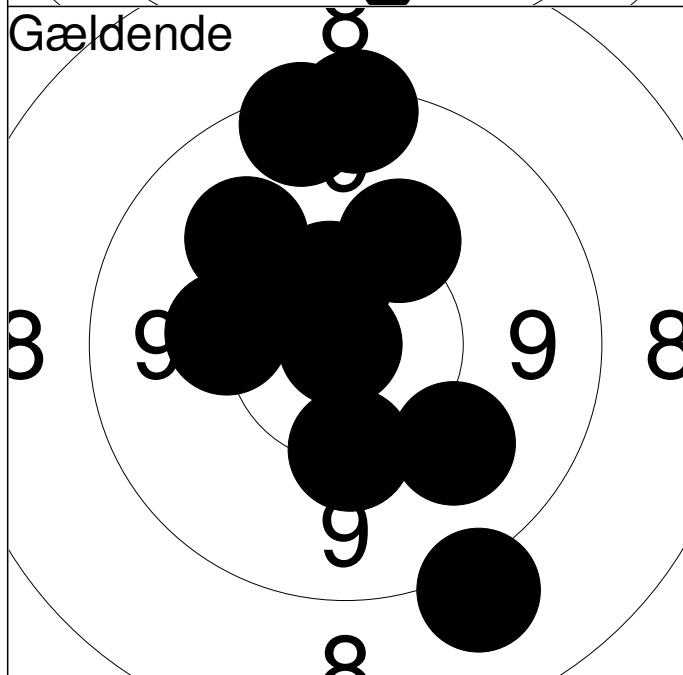


1: *10.6 ↓	6: *10.5 →	Serie	100.0
2: *10.5 ↗	7: *10.7 ↓		
3: 10.3 →	8: *10.7 ↓	Total	100.0
4: 10.4 ↓	9: 10.4 ↑		
5: 10.3 ↑	10: *10.6 →		

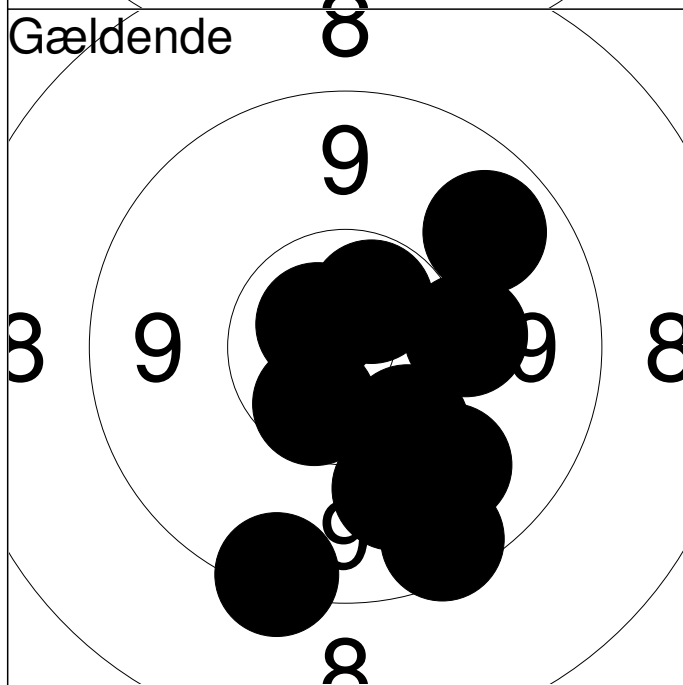
11: 8.1 →	16: *10.6 ↙	Serie	93.0
12: 10.0 ↗	17: 10.1 ↗		
13: 9.5 ↗	18: 10.0 ↗	Total	193.0
14: 8.4 →	19: 9.1 ↓		
15: 9.1 →	20: 10.1 →		



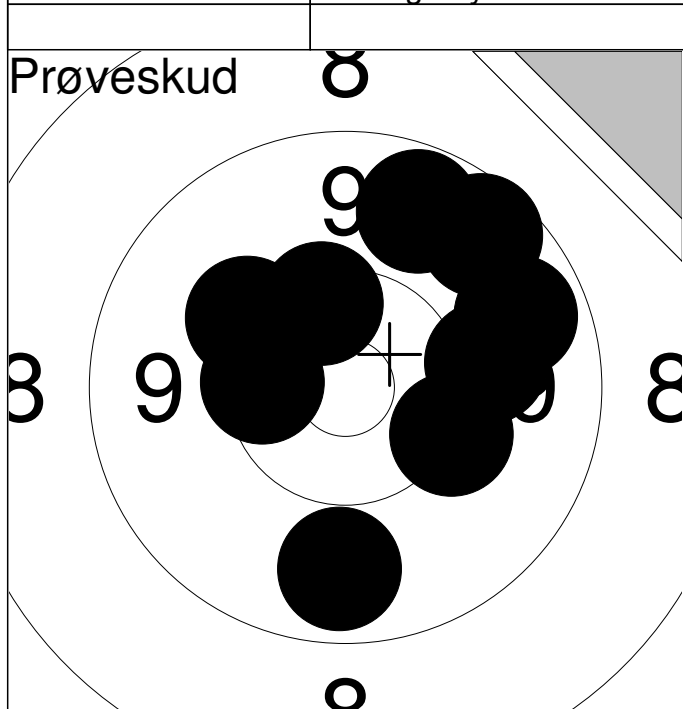
1:	5.3	↓
2:	10.4	↓
3:	9.8	↘
4:	10.1	↓
5:	10.2	↗
6:	8.9	↓
7:	9.8	↙
8:	8.7	↓
9:	*10.6	↗
10:	10.0	↗
<b>Serie</b>		<b>89.0</b>
<b>Total</b>		<b>0.0</b>



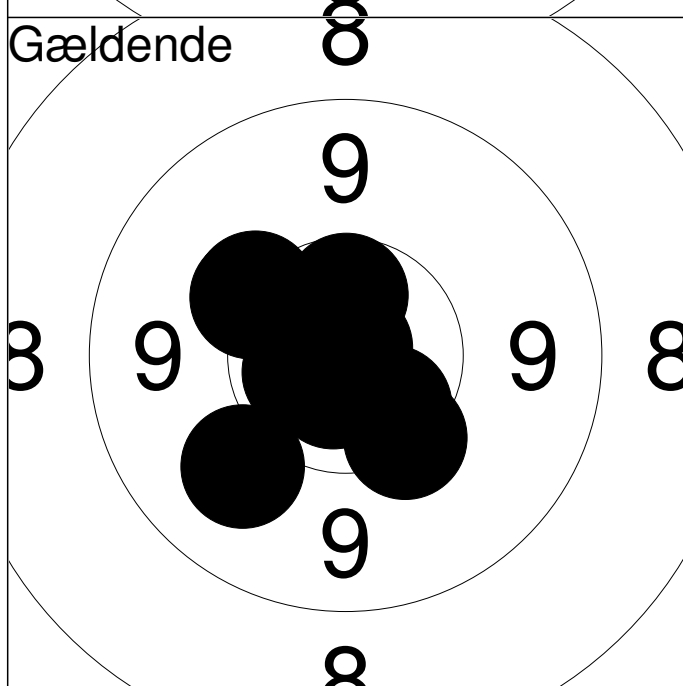
1:	*10.9	←
2:	10.0	↗
3:	9.3	↑
4:	10.2	←
5:	*10.5	↑
6:	9.4	↑
7:	9.0	↓
8:	10.2	↑
9:	10.2	↓
10:	10.0	↓
<b>Serie</b>		<b>97.0</b>
<b>Total</b>		<b>97.0</b>



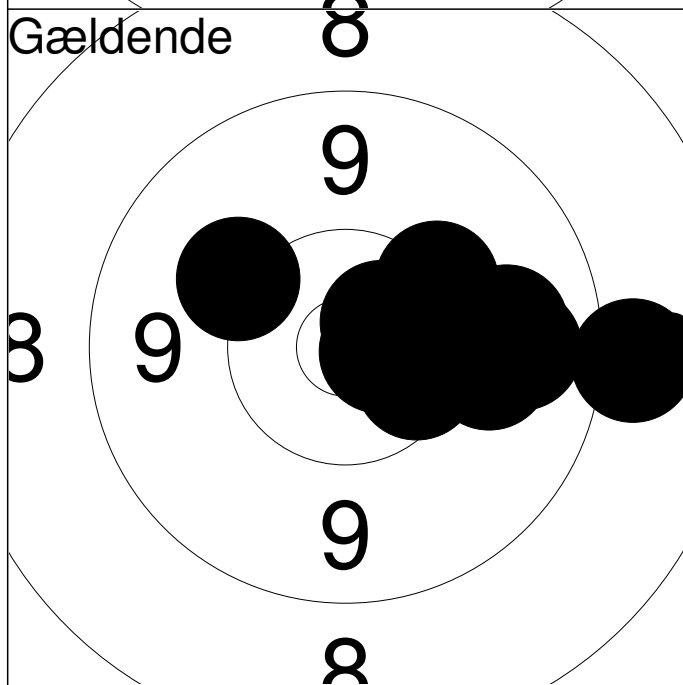
11:	*10.6	↗
12:	10.3	↓
13:	9.9	↓
14:	9.3	↓
15:	9.5	↓
16:	10.1	→
17:	*10.5	↙
18:	*10.7	↗
19:	9.9	↓
20:	9.7	↗
<b>Serie</b>		<b>95.0</b>
<b>Total</b>		<b>192.0</b>



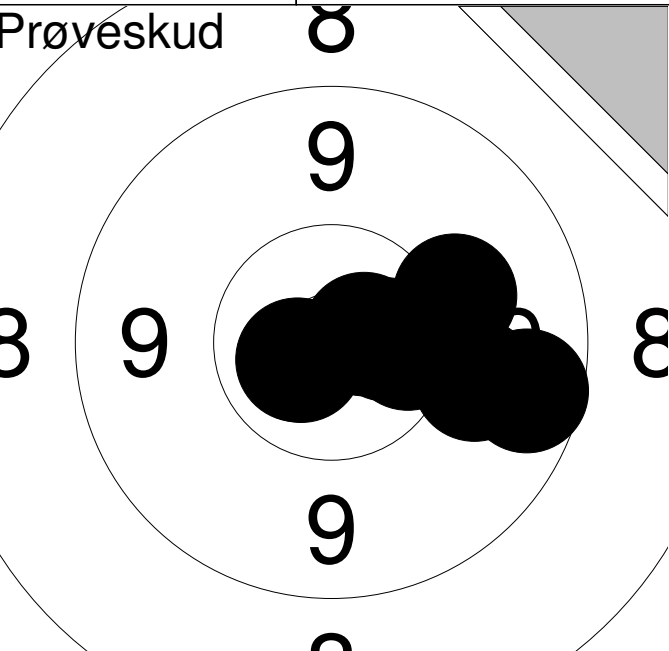
1:	10.2	→
2:	9.7	↓
3:	10.4	↑
4:	9.7	→
5:	9.6	↗
6:	9.7	↑
7:	10.0	→
8:	10.1	↗
9:	10.4	←
Serie		86.0
Total		0.0

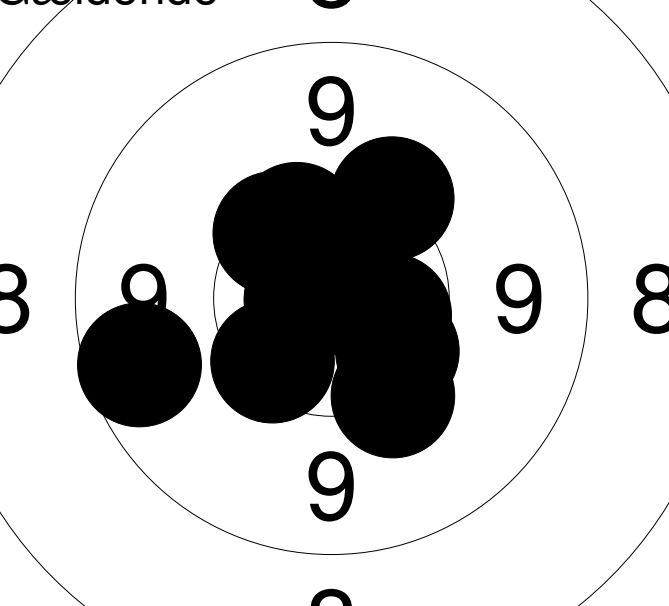


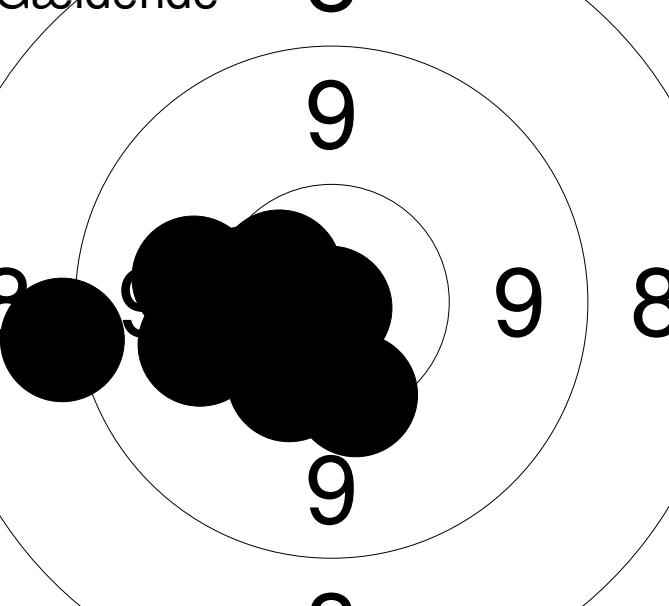
1:	*10.5	↑
2:	*10.7	↓
3:	9.9	↙
4:	10.2	↗
5:	*10.7	←
6:	10.3	↘
7:	10.2	↗
8:	*10.5	↘
9:	*10.7	↑
10:	*10.9	↗
Serie		99.0
Total		99.0



11:	*10.4	→
12:	10.2	↗
13:	*10.7	↗
14:	*10.7	→
15:	9.8	→
16:	8.9	→
17:	10.3	→
18:	9.9	→
19:	10.0	→
20:	10.1	↗
Serie		96.0
Total		195.0

<p><b>Prøveskud</b></p> 	<table style="width:100%; border-collapse: collapse;"> <tr><td style="width: 10%;">1:</td><td style="width: 70%;">*10.4</td><td style="width: 20%; text-align: center;">→</td></tr> <tr><td>2:</td><td>10.1</td><td style="text-align: center;">→</td></tr> <tr><td>3:</td><td>9.6</td><td style="text-align: center;">→</td></tr> <tr><td>4:</td><td>10.0</td><td style="text-align: center;">→</td></tr> <tr><td>5:</td><td>*10.6</td><td style="text-align: center;">→</td></tr> <tr><td>6:</td><td>*10.7</td><td style="text-align: center;">←</td></tr> <tr><td>7:</td><td>*10.7</td><td style="text-align: center;">→</td></tr> <tr><td>8:</td><td>*10.7</td><td style="text-align: center;">←</td></tr> <tr><td colspan="2"><b>Serie</b></td><td style="text-align: right;">79.0</td></tr> <tr><td colspan="2"><b>Total</b></td><td style="text-align: right;">0.0</td></tr> </table>	1:	*10.4	→	2:	10.1	→	3:	9.6	→	4:	10.0	→	5:	*10.6	→	6:	*10.7	←	7:	*10.7	→	8:	*10.7	←	<b>Serie</b>		79.0	<b>Total</b>		0.0
1:	*10.4	→																													
2:	10.1	→																													
3:	9.6	→																													
4:	10.0	→																													
5:	*10.6	→																													
6:	*10.7	←																													
7:	*10.7	→																													
8:	*10.7	←																													
<b>Serie</b>		79.0																													
<b>Total</b>		0.0																													

<p><b>Gældende</b></p> 	<table style="width:100%; border-collapse: collapse;"> <tr><td style="width: 10%;">1:</td><td style="width: 70%;">9.6</td><td style="width: 20%; text-align: center;">←</td></tr> <tr><td>2:</td><td>10.4</td><td style="text-align: center;">↗</td></tr> <tr><td>3:</td><td>10.4</td><td style="text-align: center;">↘</td></tr> <tr><td>4:</td><td>10.2</td><td style="text-align: center;">↗</td></tr> <tr><td>5:</td><td>10.4</td><td style="text-align: center;">↗</td></tr> <tr><td>6:</td><td>*10.8</td><td style="text-align: center;">↗</td></tr> <tr><td>7:</td><td>10.2</td><td style="text-align: center;">↘</td></tr> <tr><td>8:</td><td>10.4</td><td style="text-align: center;">↘</td></tr> <tr><td>9:</td><td>*10.5</td><td style="text-align: center;">→</td></tr> <tr><td>10:</td><td>*10.8</td><td style="text-align: center;">←</td></tr> <tr><td colspan="2"><b>Serie</b></td><td style="text-align: right;">99.0</td></tr> <tr><td colspan="2"><b>Total</b></td><td style="text-align: right;">99.0</td></tr> </table>	1:	9.6	←	2:	10.4	↗	3:	10.4	↘	4:	10.2	↗	5:	10.4	↗	6:	*10.8	↗	7:	10.2	↘	8:	10.4	↘	9:	*10.5	→	10:	*10.8	←	<b>Serie</b>		99.0	<b>Total</b>		99.0
1:	9.6	←																																			
2:	10.4	↗																																			
3:	10.4	↘																																			
4:	10.2	↗																																			
5:	10.4	↗																																			
6:	*10.8	↗																																			
7:	10.2	↘																																			
8:	10.4	↘																																			
9:	*10.5	→																																			
10:	*10.8	←																																			
<b>Serie</b>		99.0																																			
<b>Total</b>		99.0																																			

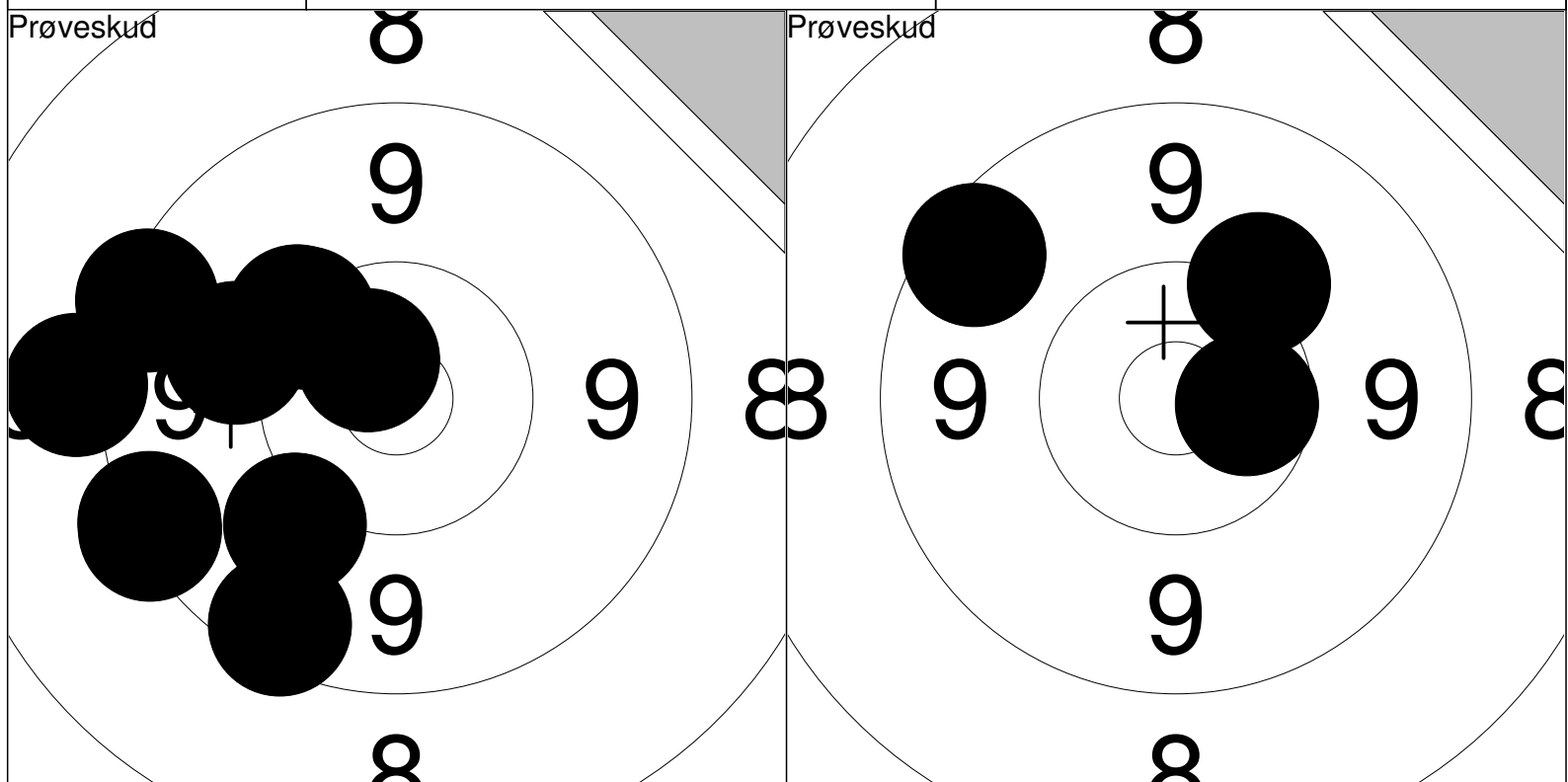
<p><b>Gældende</b></p> 	<table style="width:100%; border-collapse: collapse;"> <tr><td style="width: 10%;">11:</td><td style="width: 70%;">10.4</td><td style="width: 20%; text-align: center;">←</td></tr> <tr><td>12:</td><td>10.3</td><td style="text-align: center;">↘</td></tr> <tr><td>13:</td><td>*10.9</td><td style="text-align: center;">↘</td></tr> <tr><td>14:</td><td>*10.5</td><td style="text-align: center;">↘</td></tr> <tr><td>15:</td><td>*10.5</td><td style="text-align: center;">↗</td></tr> <tr><td>16:</td><td>10.0</td><td style="text-align: center;">←</td></tr> <tr><td>17:</td><td>10.4</td><td style="text-align: center;">↘</td></tr> <tr><td>18:</td><td>10.0</td><td style="text-align: center;">←</td></tr> <tr><td>19:</td><td>9.1</td><td style="text-align: center;">←</td></tr> <tr><td>20:</td><td>*10.7</td><td style="text-align: center;">←</td></tr> <tr><td colspan="2"><b>Serie</b></td><td style="text-align: right;">99.0</td></tr> <tr><td colspan="2"><b>Total</b></td><td style="text-align: right;">198.0</td></tr> </table>	11:	10.4	←	12:	10.3	↘	13:	*10.9	↘	14:	*10.5	↘	15:	*10.5	↗	16:	10.0	←	17:	10.4	↘	18:	10.0	←	19:	9.1	←	20:	*10.7	←	<b>Serie</b>		99.0	<b>Total</b>		198.0
11:	10.4	←																																			
12:	10.3	↘																																			
13:	*10.9	↘																																			
14:	*10.5	↘																																			
15:	*10.5	↗																																			
16:	10.0	←																																			
17:	10.4	↘																																			
18:	10.0	←																																			
19:	9.1	←																																			
20:	*10.7	←																																			
<b>Serie</b>		99.0																																			
<b>Total</b>		198.0																																			

<p><b>Prøveskud</b></p>	<table style="width:100%; border-collapse: collapse;"> <tr><td style="width: 10%;">1:</td><td style="width: 70%;">*10.7</td><td style="width: 20%; text-align: center;">←</td></tr> <tr><td>2:</td><td>10.1</td><td style="text-align: center;">←</td></tr> <tr><td>3:</td><td>*10.8</td><td style="text-align: center;">↙</td></tr> <tr><td>4:</td><td>*10.6</td><td style="text-align: center;">↘</td></tr> <tr><td>5:</td><td>*10.6</td><td style="text-align: center;">→</td></tr> <tr><td>6:</td><td>10.3</td><td style="text-align: center;">→</td></tr> <tr><td>7:</td><td>*10.9</td><td style="text-align: center;">↙</td></tr> <tr><td>8:</td><td>10.2</td><td style="text-align: center;">↘</td></tr> <tr><td>9:</td><td>10.3</td><td style="text-align: center;">↙</td></tr> <tr><td>10:</td><td>10.4</td><td style="text-align: center;">→</td></tr> <tr><td colspan="2"><b>Serie</b></td><td style="text-align: right;"><b>100.0</b></td></tr> <tr><td colspan="2"><b>Total</b></td><td style="text-align: right;"><b>0.0</b></td></tr> </table>	1:	*10.7	←	2:	10.1	←	3:	*10.8	↙	4:	*10.6	↘	5:	*10.6	→	6:	10.3	→	7:	*10.9	↙	8:	10.2	↘	9:	10.3	↙	10:	10.4	→	<b>Serie</b>		<b>100.0</b>	<b>Total</b>		<b>0.0</b>
1:	*10.7	←																																			
2:	10.1	←																																			
3:	*10.8	↙																																			
4:	*10.6	↘																																			
5:	*10.6	→																																			
6:	10.3	→																																			
7:	*10.9	↙																																			
8:	10.2	↘																																			
9:	10.3	↙																																			
10:	10.4	→																																			
<b>Serie</b>		<b>100.0</b>																																			
<b>Total</b>		<b>0.0</b>																																			

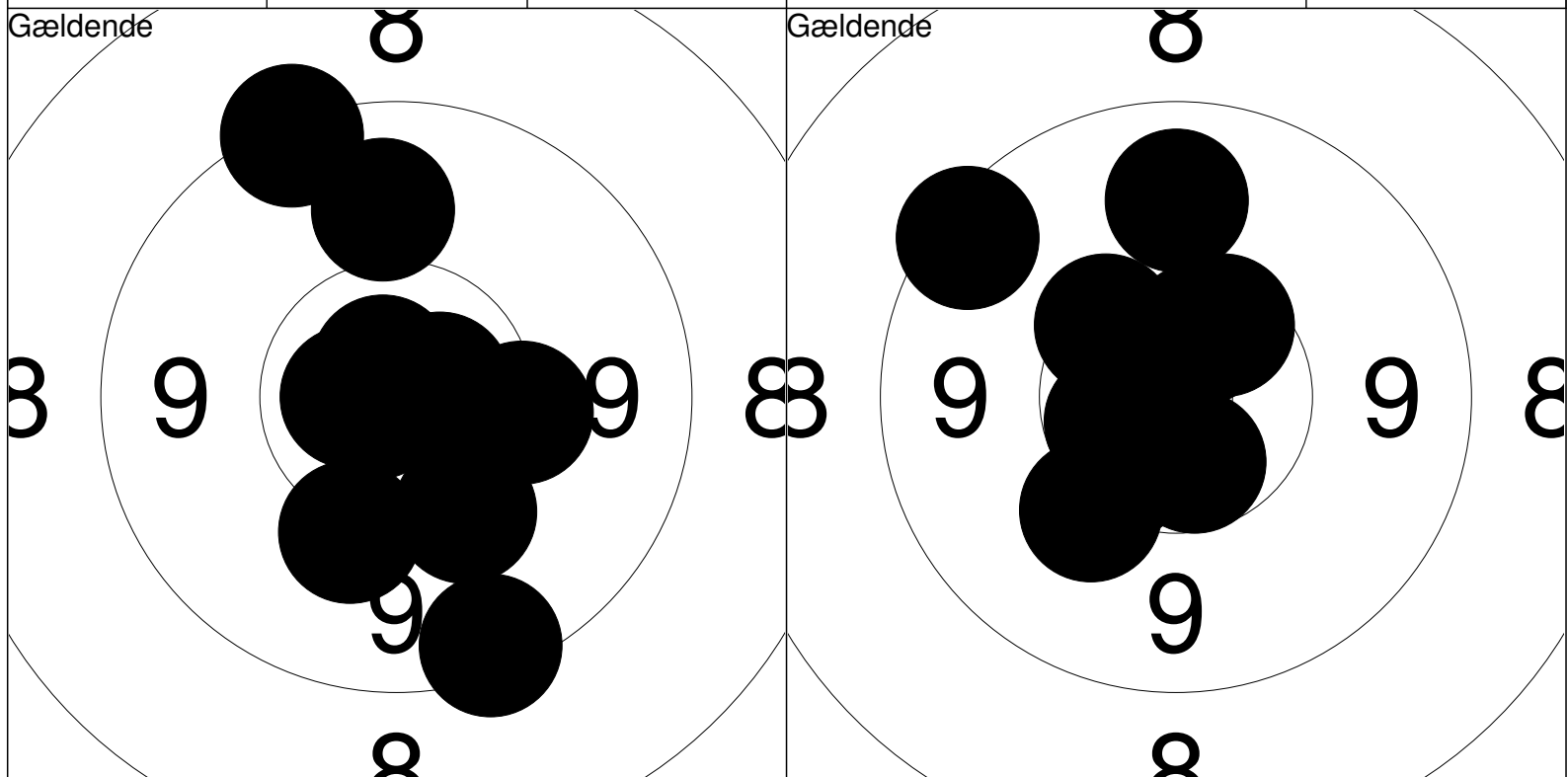
<p><b>Gældende</b></p>	<table style="width:100%; border-collapse: collapse;"> <tr><td style="width: 10%;">1:</td><td style="width: 70%;">*10.5</td><td style="width: 20%; text-align: center;">↑</td></tr> <tr><td>2:</td><td>10.2</td><td style="text-align: center;">↑</td></tr> <tr><td>3:</td><td>*10.7</td><td style="text-align: center;">↘</td></tr> <tr><td>4:</td><td>10.3</td><td style="text-align: center;">←</td></tr> <tr><td>5:</td><td>*10.6</td><td style="text-align: center;">↑</td></tr> <tr><td>6:</td><td>*10.7</td><td style="text-align: center;">←</td></tr> <tr><td>7:</td><td>10.3</td><td style="text-align: center;">↘</td></tr> <tr><td>8:</td><td>10.1</td><td style="text-align: center;">→</td></tr> <tr><td>9:</td><td>10.1</td><td style="text-align: center;">↘</td></tr> <tr><td>10:</td><td>10.4</td><td style="text-align: center;">↘</td></tr> <tr><td colspan="2"><b>Serie</b></td><td style="text-align: right;"><b>100.0</b></td></tr> <tr><td colspan="2"><b>Total</b></td><td style="text-align: right;"><b>100.0</b></td></tr> </table>	1:	*10.5	↑	2:	10.2	↑	3:	*10.7	↘	4:	10.3	←	5:	*10.6	↑	6:	*10.7	←	7:	10.3	↘	8:	10.1	→	9:	10.1	↘	10:	10.4	↘	<b>Serie</b>		<b>100.0</b>	<b>Total</b>		<b>100.0</b>
1:	*10.5	↑																																			
2:	10.2	↑																																			
3:	*10.7	↘																																			
4:	10.3	←																																			
5:	*10.6	↑																																			
6:	*10.7	←																																			
7:	10.3	↘																																			
8:	10.1	→																																			
9:	10.1	↘																																			
10:	10.4	↘																																			
<b>Serie</b>		<b>100.0</b>																																			
<b>Total</b>		<b>100.0</b>																																			

<p><b>Gældende</b></p>	<table style="width:100%; border-collapse: collapse;"> <tr><td style="width: 10%;">11:</td><td style="width: 70%;">10.1</td><td style="width: 20%; text-align: center;">→</td></tr> <tr><td>12:</td><td>10.1</td><td style="text-align: center;">←</td></tr> <tr><td>13:</td><td>10.2</td><td style="text-align: center;">←</td></tr> <tr><td>14:</td><td>*10.5</td><td style="text-align: center;">↑</td></tr> <tr><td>15:</td><td>*10.8</td><td style="text-align: center;">↘</td></tr> <tr><td>16:</td><td>*10.6</td><td style="text-align: center;">←</td></tr> <tr><td>17:</td><td>*10.4</td><td style="text-align: center;">←</td></tr> <tr><td>18:</td><td>*10.8</td><td style="text-align: center;">→</td></tr> <tr><td>19:</td><td>9.7</td><td style="text-align: center;">↗</td></tr> <tr><td>20:</td><td>10.0</td><td style="text-align: center;">←</td></tr> <tr><td colspan="2"><b>Serie</b></td><td style="text-align: right;"><b>99.0</b></td></tr> <tr><td colspan="2"><b>Total</b></td><td style="text-align: right;"><b>199.0</b></td></tr> </table>	11:	10.1	→	12:	10.1	←	13:	10.2	←	14:	*10.5	↑	15:	*10.8	↘	16:	*10.6	←	17:	*10.4	←	18:	*10.8	→	19:	9.7	↗	20:	10.0	←	<b>Serie</b>		<b>99.0</b>	<b>Total</b>		<b>199.0</b>
11:	10.1	→																																			
12:	10.1	←																																			
13:	10.2	←																																			
14:	*10.5	↑																																			
15:	*10.8	↘																																			
16:	*10.6	←																																			
17:	*10.4	←																																			
18:	*10.8	→																																			
19:	9.7	↗																																			
20:	10.0	←																																			
<b>Serie</b>		<b>99.0</b>																																			
<b>Total</b>		<b>199.0</b>																																			

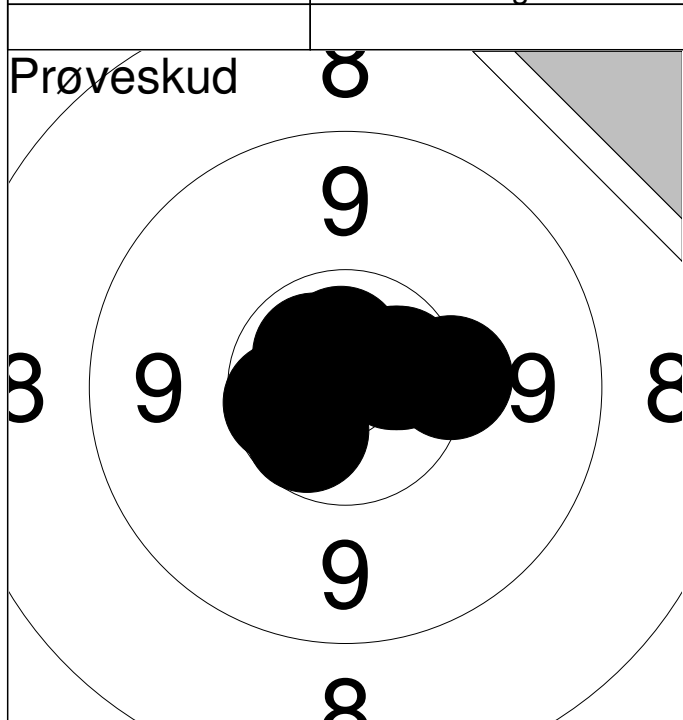




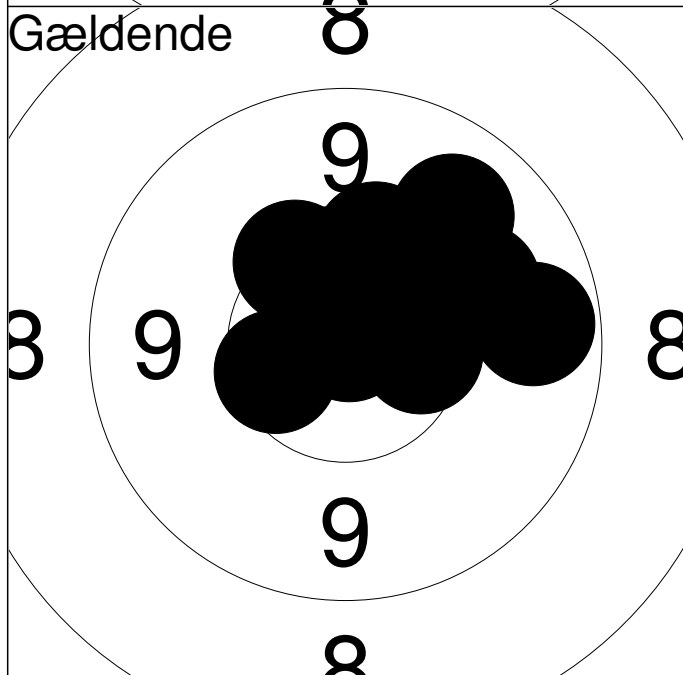
1: 9.0 ←	6: 10.2 ↗	Serie	95.0	11: 9.5 ↖	Serie	29.0
2: *10.7 ↗	7: 9.3 ←		Total	0.0		12: 10.1 ↗
3: 10.2 ↗	8: 9.4 ↓	13: *10.5 →				
4: 9.3 ↖	9: 9.3 ←					
5: 10.0 ↖	10: 10.0 ↘					



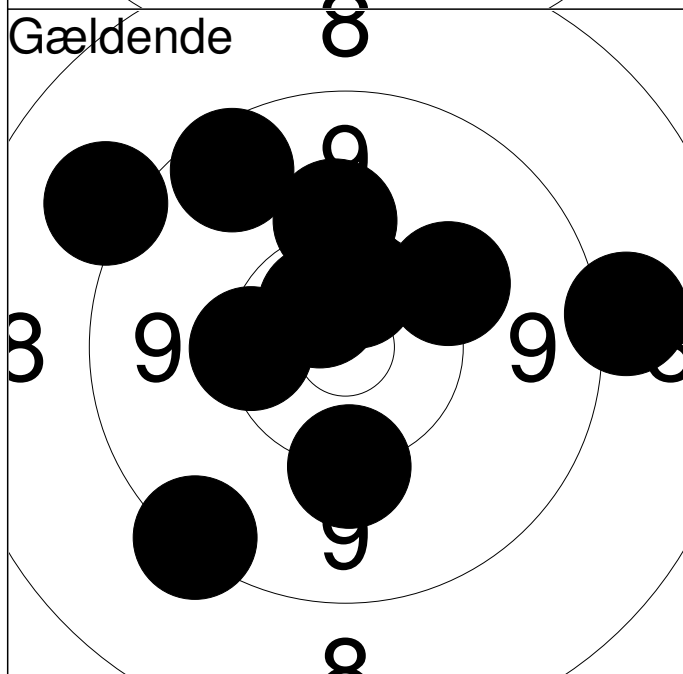
1: 9.4 ↓	6: *10.8 ↗	Serie	97.0	11: *10.7 ↓	16: *10.6 ←	Serie	98.0
2: 10.2 →	7: 9.3 ↗		Total	97.0	12: *10.6 ↓		17: 9.4 ↖
3: *10.7 ←	8: 10.1 ↓	13: 9.8 ↑			18: *10.6 ↗		
4: 10.2 ↓	9: 9.8 ↑	14: 10.4 ↖			19: *10.4 ↘		
5: *10.7 →	10: *10.8 ↘			15: 10.1 ↘	20: *10.4 ↗		



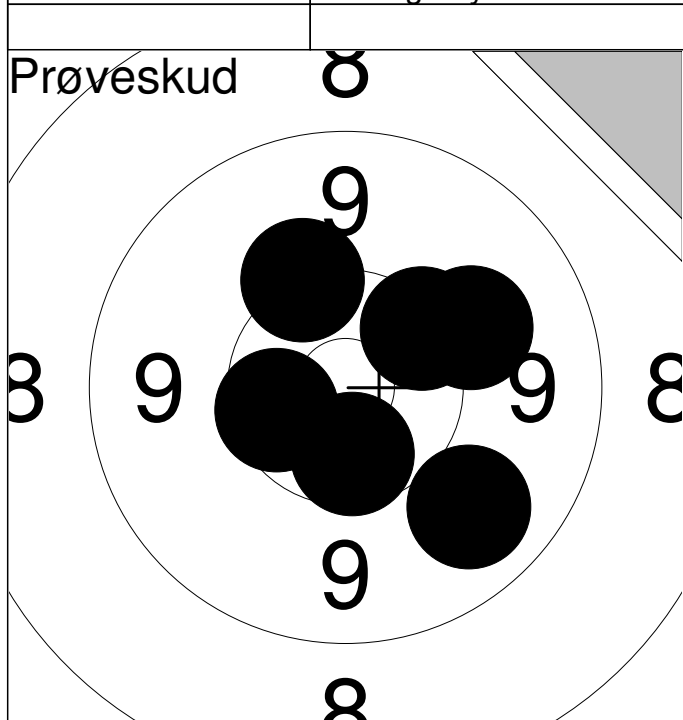
1:	*10.6	↙
2:	*10.6	↗
3:	*10.5	←
4:	*10.7	↑
5:	*10.6	→
6:	10.2	→
7:	*10.6	→
Serie		70.0
Total		0.0



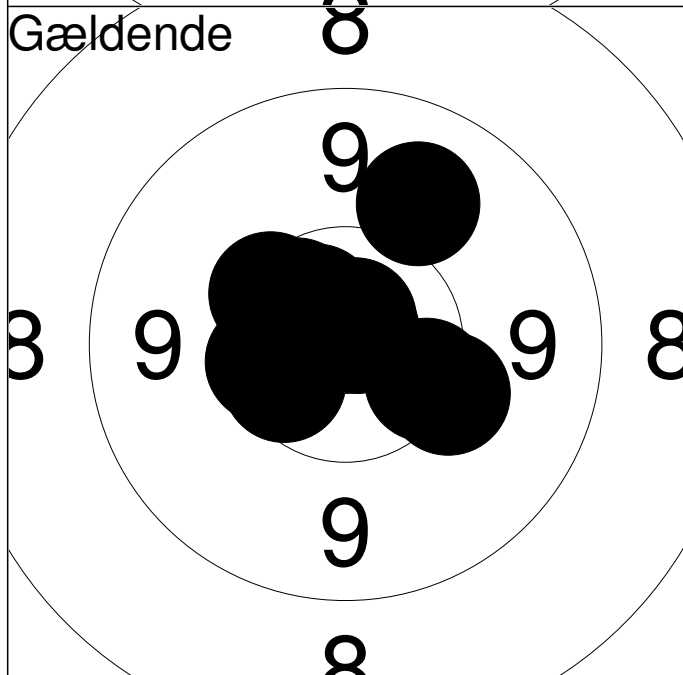
1:	*10.9	↗
2:	9.7	→
3:	*10.4	↑
4:	10.0	→
5:	10.3	↖
6:	10.2	↑
7:	*10.4	←
8:	*10.4	→
9:	9.8	↗
10:	10.2	↗
Serie		98.0
Total		98.0



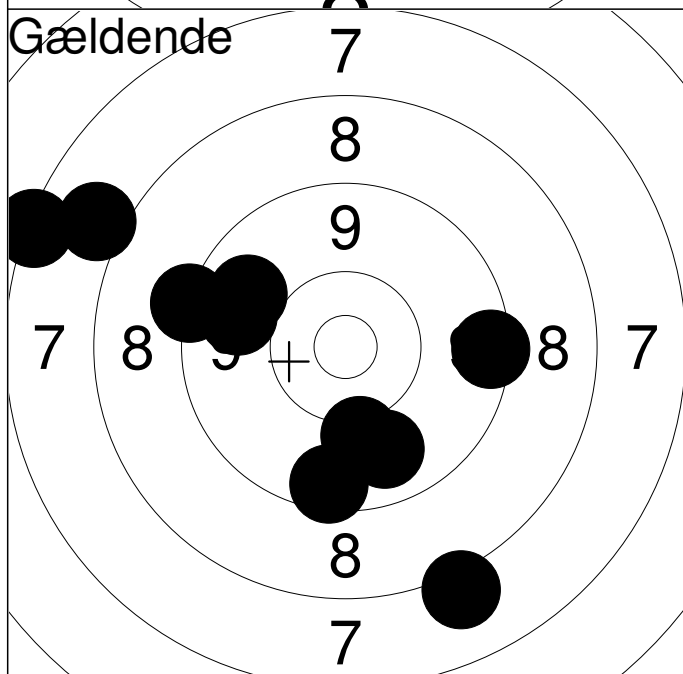
11:	9.0	↗
12:	*10.6	↗
13:	10.1	↑
14:	9.5	↖
15:	9.0	→
16:	*10.5	↑
17:	10.1	↗
18:	9.3	↙
19:	10.2	↓
20:	10.3	←
Serie		96.0
Total		194.0



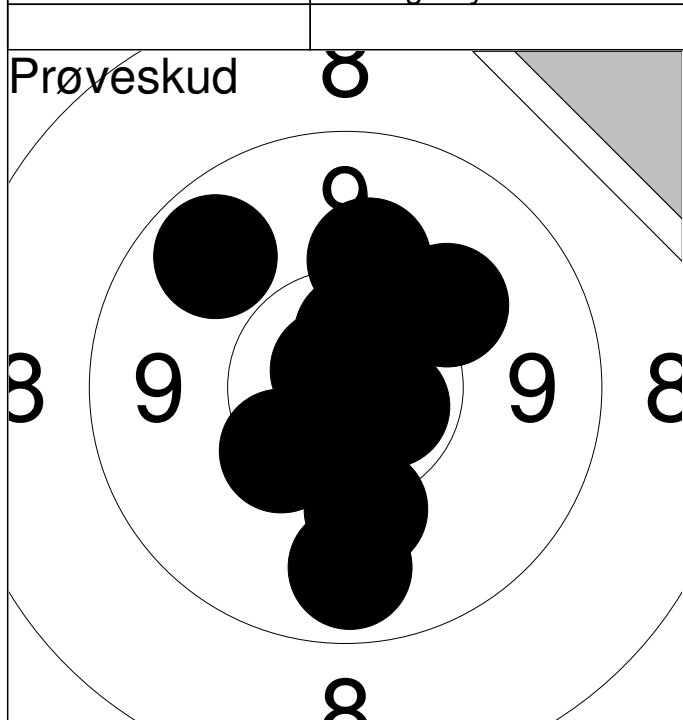
1:	*10.5	↓
2:	9.8	↘
3:	10.3	↗
4:	10.0	→
5:	10.2	↗
6:	*10.5	←
<b>Serie</b>		59.0
<b>Total</b>		0.0



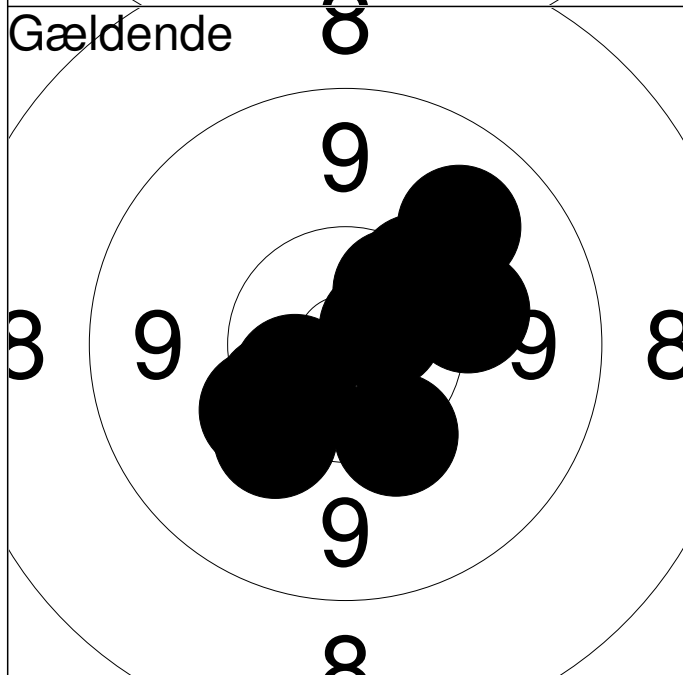
1:	10.3	↗
2:	10.4	↘
3:	*10.5	↗
4:	9.9	↗
5:	*10.8	↗
6:	*10.5	←
7:	10.2	↘
8:	*10.8	↗
9:	10.4	←
10:	*10.6	↗
<b>Serie</b>		99.0
<b>Total</b>		99.0



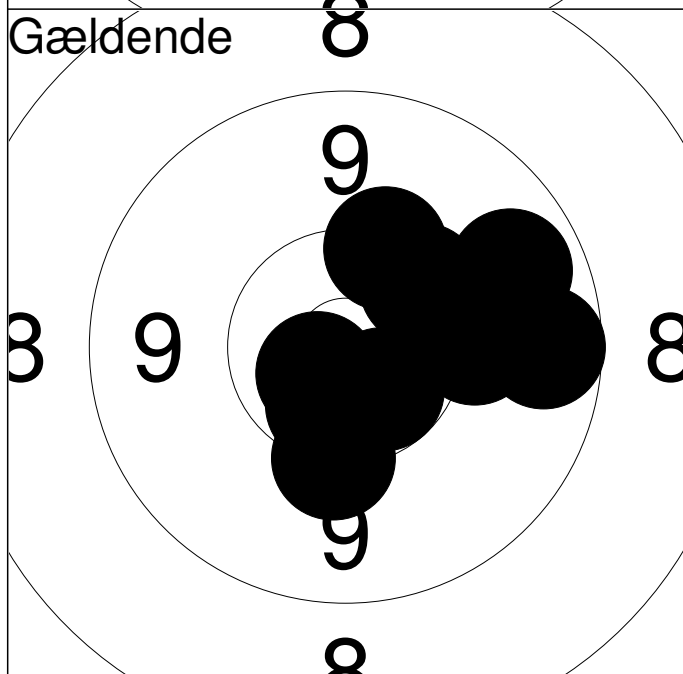
11:	7.2	↗
12:	9.8	↘
13:	7.9	↗
14:	9.4	→
15:	8.0	↘
16:	9.5	↘
17:	9.8	↗
18:	9.2	↗
19:	9.8	↗
20:	10.0	↓
<b>Serie</b>		86.0
<b>Total</b>		185.0



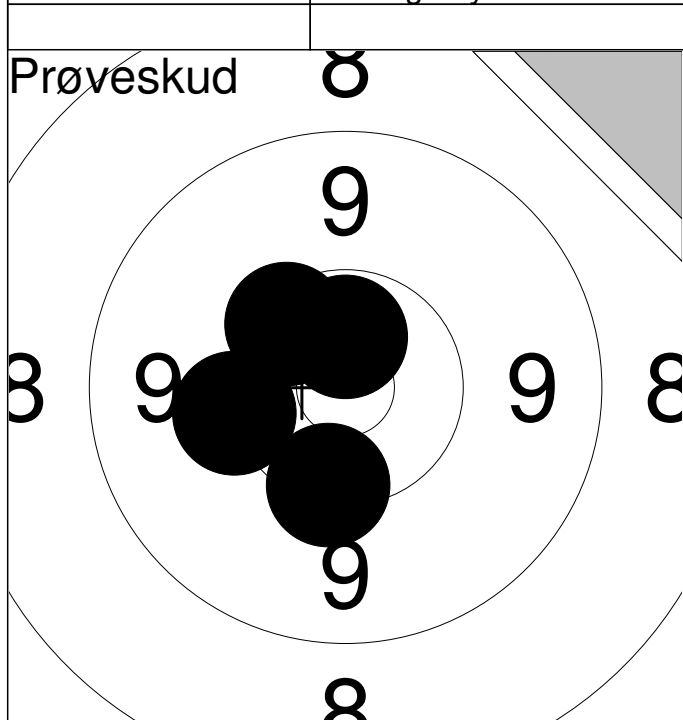
1:	10.1	↗
2:	*10.8	↖
3:	*10.6	↗
4:	10.1	↗
5:	9.7	↗
6:	9.7	↘
7:	10.3	↙
8:	*10.8	↙
9:	*10.6	↘
10:	10.1	↘
Serie		98.0
Total		0.0



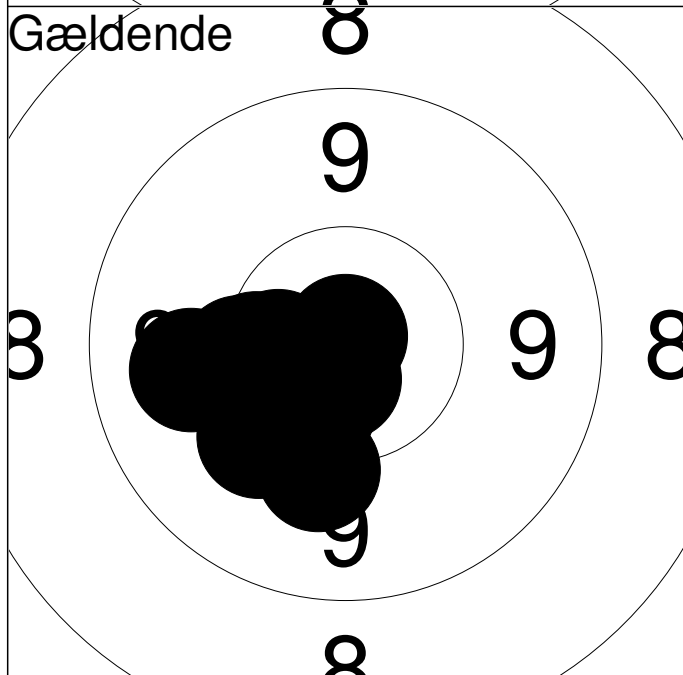
1:	10.4	↖
2:	10.2	↖
3:	*10.5	↗
4:	10.2	↖
5:	10.3	↘
6:	*10.7	↗
7:	10.1	→
8:	10.3	↗
9:	9.8	↗
10:	*10.5	↖
Serie		99.0
Total		99.0



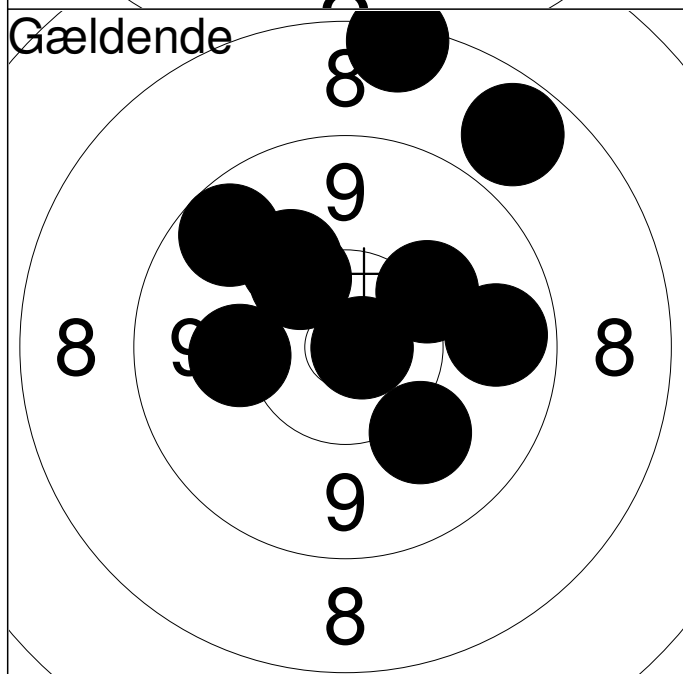
11:	10.3	↗
12:	10.0	→
13:	*10.6	↘
14:	*10.7	↖
15:	10.2	↗
16:	9.7	↗
17:	9.6	→
18:	10.2	↘
19:	*10.5	↘
20:	10.1	→
Serie		98.0
Total		197.0



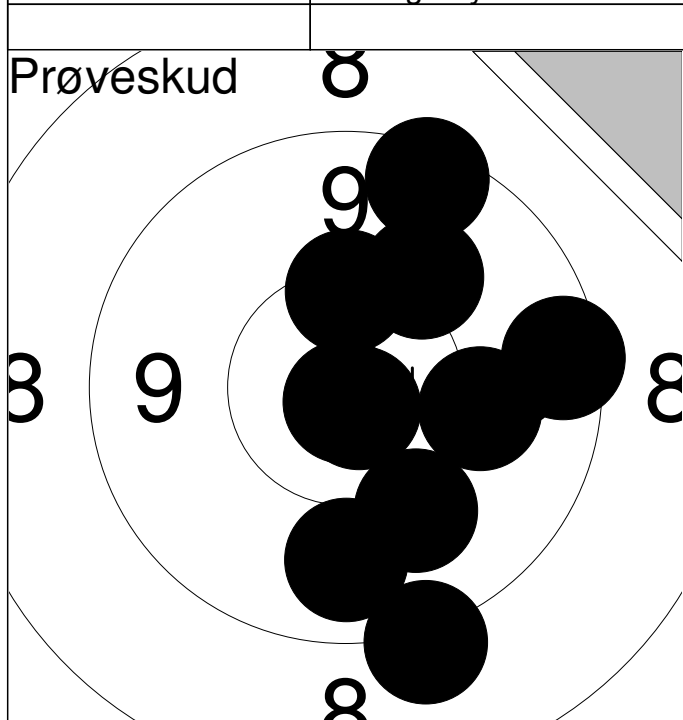
	1:	10.3	↓
	2:	10.2	←
	3:	10.4	↗
	4:	*10.6	↑
Serie			40.0
Total			0.0



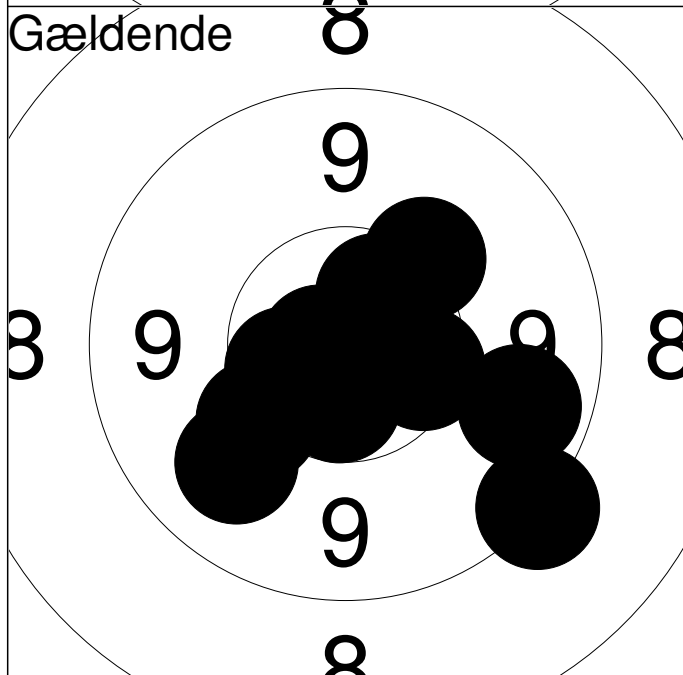
	1:	*10.9	↑
	2:	*10.6	↙
	3:	10.4	←
	4:	*10.7	↓
	5:	*10.5	←
	6:	10.1	↙
	7:	10.2	←
	8:	9.9	←
	9:	10.1	↓
	10:	*10.5	↙
Serie			99.0
Total			99.0



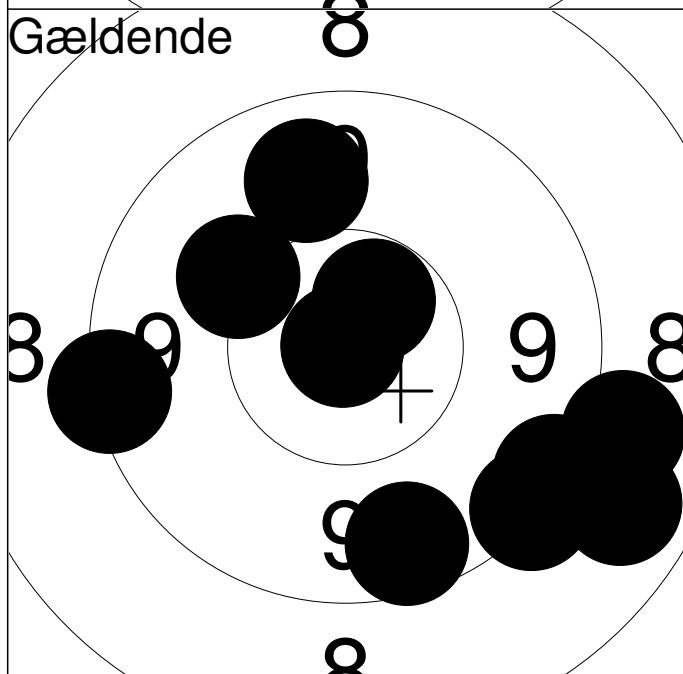
	11:	10.1	↗
	12:	10.2	↗
	13:	8.7	↗
	14:	8.3	↑
	15:	9.6	↗
	16:	10.0	↙
	17:	10.3	↗
	18:	10.1	←
	19:	*10.8	→
	20:	9.7	→
Serie			94.0
Total			193.0



1:	9.4	↗
2:	10.3	↑
3:	10.0	↘
4:	9.1	↘
5:	9.8	↘
6:	*10.8	↘
7:	10.0	→
8:	9.4	→
9:	*10.9	↘
10:	10.1	↗
Serie		96.0
Total		0.0



1:	10.4	→
2:	9.2	↘
3:	*10.6	↗
4:	9.7	→
5:	10.2	↗
6:	*10.8	←
7:	10.2	↘
8:	*10.5	←
9:	*10.6	↘
10:	9.9	↘
Serie		97.0
Total		97.0

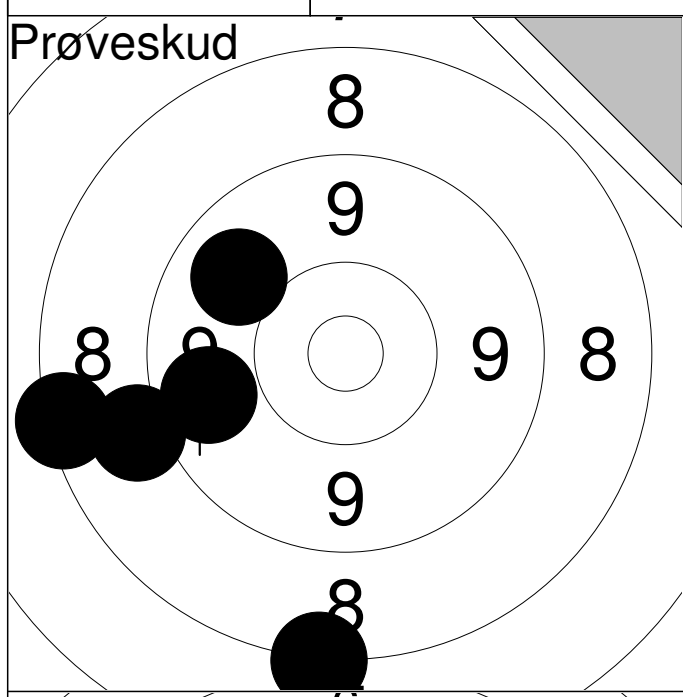


11:	8.9	→
12:	9.3	←
13:	9.3	↘
14:	8.7	↘
15:	9.2	↘
16:	9.5	↘
17:	10.1	↗
18:	9.8	↗
19:	*10.6	↗
20:	*10.9	↗
Serie		91.0
Total		188.0

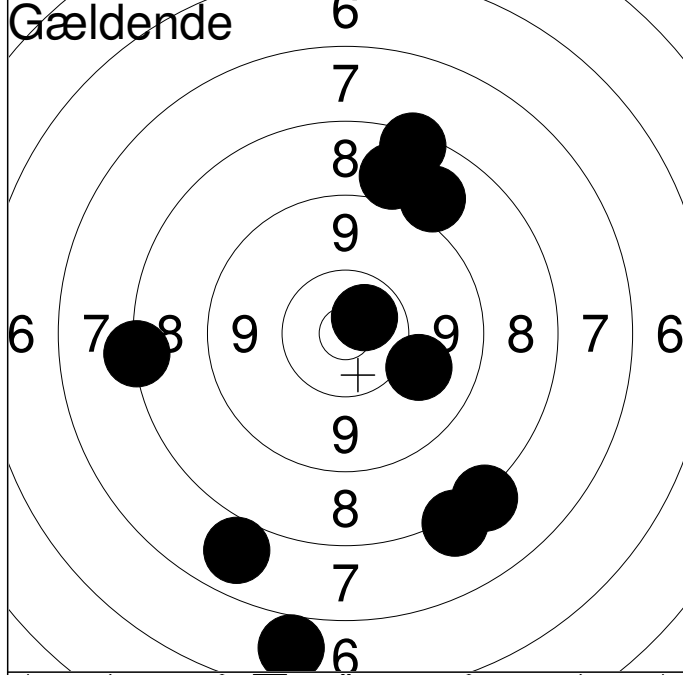
<b>Prøveskud</b> 	1:	*10.8	↖
	2:	9.2	↙
	3:	10.0	↗
	4:	10.1	↗
	5:	9.3	→
	6:	*10.6	↙
	Serie		
Total			0.0

<b>Gældende</b> 	1:	9.9	→
	2:	9.7	↘
	3:	9.7	→
	4:	10.4	↘
	5:	*10.4	→
	6:	10.2	↗
	7:	9.4	↘
	8:	10.3	↘
	9:	*10.7	→
	10:	*10.6	→
Serie			96.0
Total			96.0

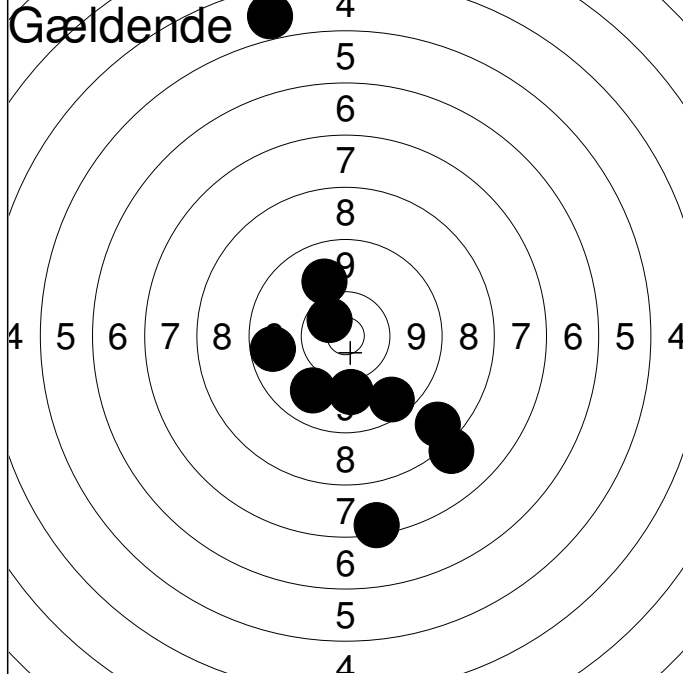
<b>Gældende</b> 	11:	9.8	↓
	12:	9.8	↘
	13:	10.0	↘
	14:	*10.5	↖
	15:	10.1	↙
	16:	9.6	↗
	17:	9.7	↗
	18:	*10.6	↙
	19:	*10.5	↗
	20:	*10.4	↓
Serie			96.0
Total			192.0



	1:	8.2	↓
	2:	8.3	←
	3:	9.8	↗
	4:	8.9	←
	5:	9.7	←
Serie			42.0
Total			0.0

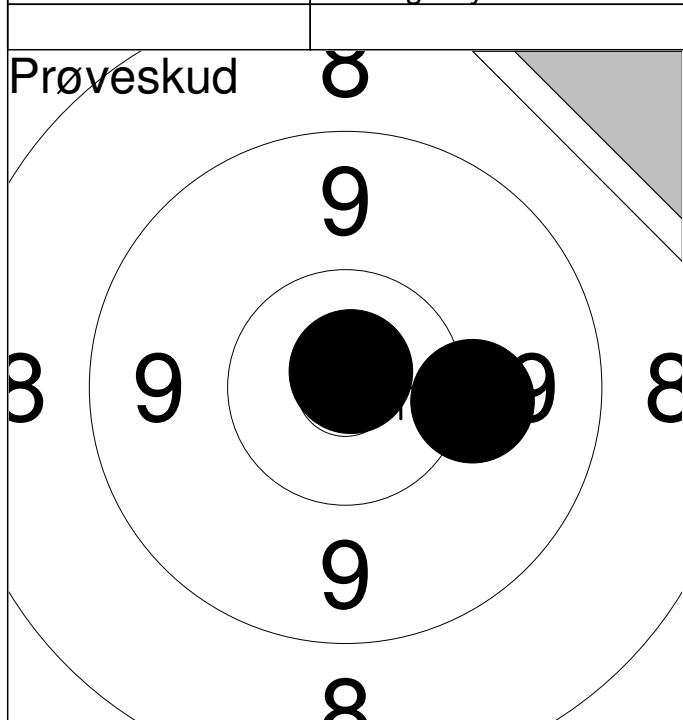


	1:	8.8	↑
	2:	8.4	↑
	3:	8.1	↓
	4:	9.9	→
	5:	8.2	←
	6:	*10.6	↗
	7:	8.9	↗
	8:	7.8	↓
	9:	6.7	↓
	10:	8.1	↓
Serie			80.0
Total			80.0

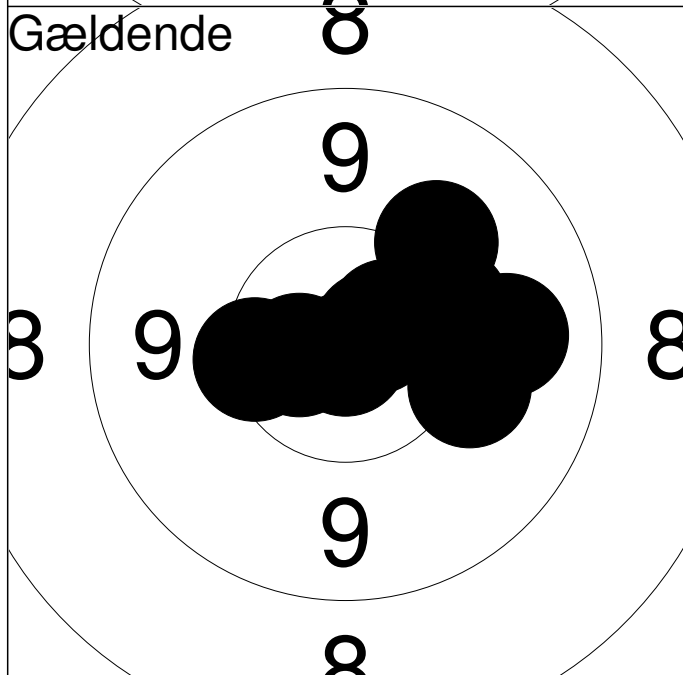


	11:	7.4	↓
	12:	*10.6	↗
	13:	8.6	↓
	14:	8.0	↓
	15:	4.7	↗
	16:	9.6	←
	17:	10.0	↓
	18:	9.8	↓
	19:	9.9	↗
	20:	9.5	↓
Serie			83.0
Total			163.0

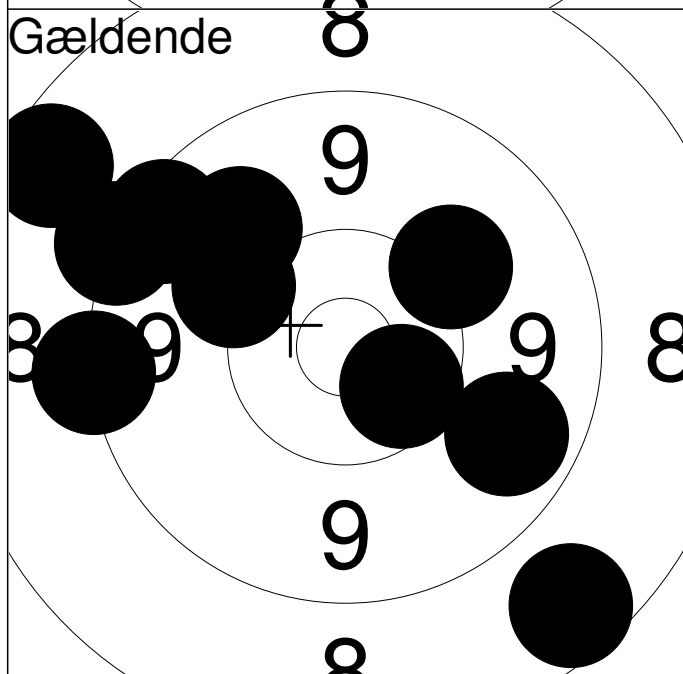




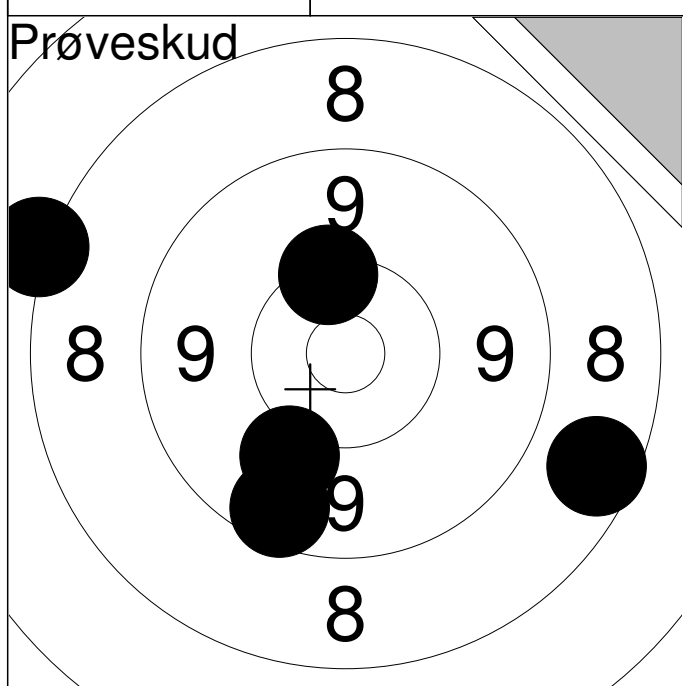
	1:	*10.8	↗
	2:	10.1	→
<b>Serie</b>			20.0
<b>Total</b>			0.0



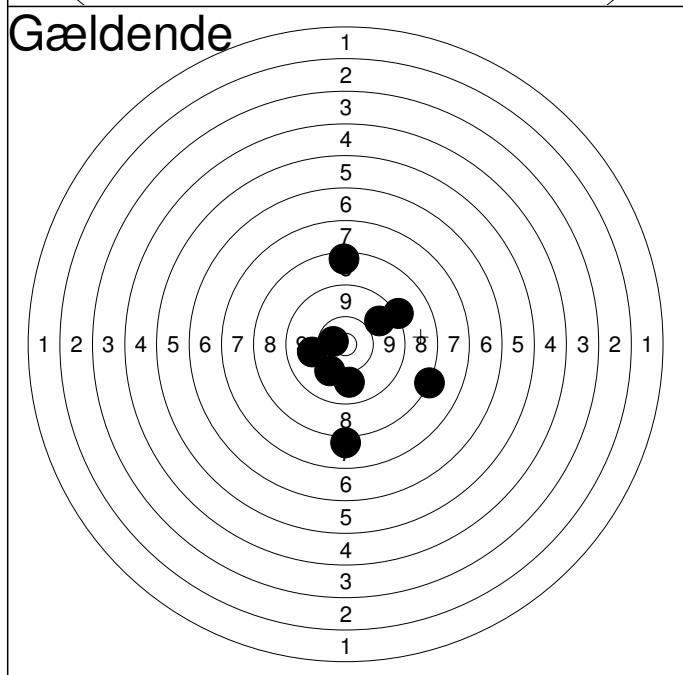
	1:	10.3	↖
	2:	10.1	↘
	3:	*10.5	↗
	4:	9.9	→
	5:	*10.6	↗
	6:	10.2	↗
	7:	10.0	↗
	8:	*10.6	↖
	9:	*10.7	↗
	10:	*10.9	↓
<b>Serie</b>			99.0
<b>Total</b>			99.0



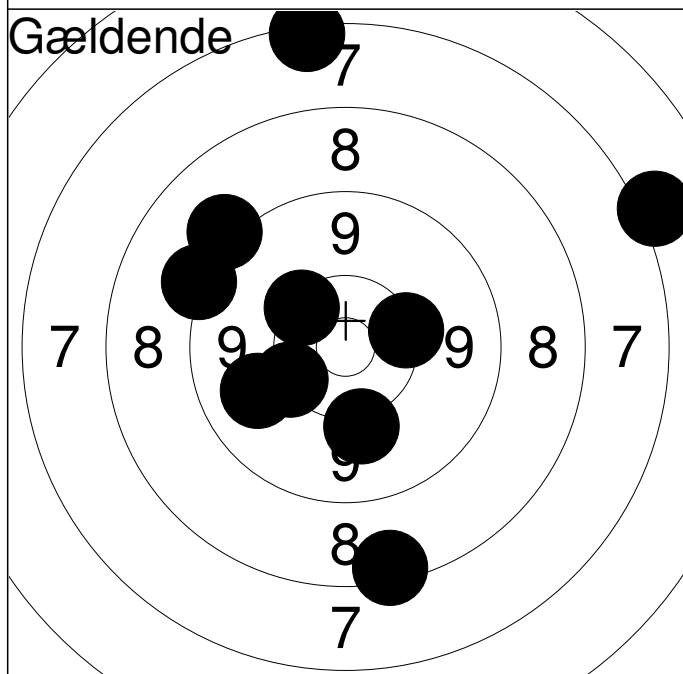
	11:	8.5	↘
	12:	9.7	↘
	13:	8.5	↗
	14:	9.2	↖
	15:	10.1	↗
	16:	9.4	↗
	17:	9.9	↗
	18:	9.2	↗
	19:	*10.5	↘
	20:	10.1	↗
<b>Serie</b>			91.0
<b>Total</b>			190.0



	1:	9.5	↙
	2:	8.1	↗
	3:	10.0	↙
	4:	10.3	↗
	5:	8.5	↘
Serie			45.0
Total			0.0



	1:	8.2	→
	2:	8.4	↑
	3:	10.0	←
	4:	9.9	↓
	5:	0.0	→
	6:	9.1	↗
	7:	8.0	↓
	8:	*10.6	←
	9:	10.1	↙
	10:	9.7	↗
Serie			81.0
Total			81.0



	11:	10.3	→
	12:	9.0	↗
	13:	10.1	↓
	14:	7.0	↗
	15:	10.3	↗
	16:	8.3	↓
	17:	10.2	↙
	18:	9.1	↗
	19:	9.9	↙
	20:	7.3	↑
Serie			89.0
Total			170.0